Southern Vales
CHRISTIAN COLLEGE

Annual Report 2025

Belonging | Growing | Serving

Table of Contents

	Page
Chairman's Report	4
Secretary's Report	5
Principal's Report	6
Key Data: Student Enrolments and attendance	12
Key Data: SACE Results	14
Key Data: Place of VET in the SACE	16
Key Data: NAPLAN	18
Year 3 NAPLAN Results	20
Year 5 NAPLAN Results	21
Year 7 NAPLAN Results	22
Year 9 NAPLAN Results	23
Key Data: 2025 Staffing	24
2025 Audited Financial Statements	26

BOARD REPORT

CHAIRMAN'S REPORT

It has been another exciting and encouraging year for Southern Vales Christian College as we continue to see many students grow in both their faith and their learning across our college community.

Throughout the year, we have remained committed to strengthening not only academic excellence, but also the spiritual foundation and Christian culture that underpin everything we do as a College. It is deeply rewarding to witness students developing confidence, character, leadership, and a growing understanding of their identity and purpose in Christ.

Both campuses have continued to see significant upgrades and improvements to their grounds and facilities. In particular, the completion of the oval at Aldinga and the upgraded front grounds at Morphett Vale have greatly enhanced the presentation and functionality of our campuses for students, families, and staff alike.

A major milestone this year was the completion and successful commencement of our Early Learning Centre at Aldinga. This project represents an important investment into the future of the College and provides an exciting new opportunity to support and disciple children and families from their earliest years of education.

While there have been many practical and operational achievements throughout the year, from the perspective of the School Board, and also Kerryn and myself as Senior Pastors and visionary leaders of both ministries, one of the greatest encouragements continues to be seeing staff, students, and families growing together in faith and unity while pursuing higher standards of excellence across every area of College life.

Southern Vales Christian College continues to be recognised as one of the strongest Christian schools within our region. We remain unwavering in our commitment to biblical truth, Christian values, and authentic faith, while at the same time maintaining an uncompromising pursuit of educational excellence. This commitment continues to be reflected consistently in the academic results, growth, and performance of our students.

I would like to sincerely thank our Executive Team, staff, volunteers, families, and wider College community for their dedication, sacrifice, and ongoing support throughout the year. Together, we continue to build a Christ-centred educational environment that is equipping young people to flourish spiritually, academically, and personally into the future. We look forward with faith and expectation to all that lies ahead for Southern Vales Christian College.

Marty Manuel
Chairman of the Board
Southern Vales Christian College

SECRETARY'S REPORT

The College Board in 2025 comprised:

Mr Marty Manuel
Chairman
Continuing Director

Mr Adam Duntl
Principal
Continuing Director

Mr Keith Turner
Secretary
Continuing Director

Mr David Weeks
Continuing Director

Mr Malcolm Wormald
Director
(Term concluded end 2025)

Mr Aaron Duff
Continuing Director

Mrs Kerryn Manuel
Continuing Director

Mr David Chehade
Business Manager
Ex-Officio non-voting role
(Until end 2025)

During 2025, the College Board of Directors met on seven occasions

Date	Directors	Advisors / Guests
4 February	7	2
4 March	6	4
8 April	6	4
13 May	6	2
17 June	7	2
29 July	7	2
14 October	5	2

I would like to thank the Board of Directors for their contributions throughout the year and for their wisdom in guiding the College towards positive growth and financial outcomes.

I would also like to thank Geoff Adams for continuing in his ex-officio role, providing legal support and advice to the Board when required.

And finally, I would like to express my appreciation to David Chehade, who resigned from his position as Business Manager/Head of Operations at the end of 2025 after faithfully serving the College for the past two and a half years. Under David's leadership, the College began to see a positive turnaround in its finances and enrolment numbers, and construction of a brand-new Early Learning Centre commenced at our Aldinga Campus. I wish David well in his future endeavours.

Keith Turner
Board Secretary
Southern Vales Christian College

PRINCIPAL'S REPORT

MR ADAM DUNT, PRINCIPAL

Our theme for 2025 was "How Great is Our God", and was based on the book of the same name by Chris Tomlin. To accompany our theme, we had a scripture for the year,

'Great is the Lord! He is most worthy of praise! No one can measure his greatness.' (Psalm 145:3 NLT).

This theme was woven into our weekly parent communications, our staff devotions, in classrooms, and in our assemblies, through carefully chosen songs and messages. We began to see an increase in student participation in worship during assemblies, as students and teachers reflected on God's greatness and their identity in Him.

Our values are the foundation of who we are

Belonging

Understanding that we belong to God and curiously exploring our identity in Him.

Using influence and empathy to help people feel seen, heard, known, valued, loved, and part of our community.

Collaborating and connecting with others to build authentic relationships, teams, a shared purpose, and a safe and caring environment.

Growing

Being open and determined to allow God to transform us by His Spirit into people who bear His image.

Actively and confidently participating in the pursuit of lifelong learning and holistic growth.

Displaying hope, grit and accountability even things get hard or unfamiliar.

Serving

Looking for opportunities and possibilities to love and serve others.

Courageously engaging in our purpose; being Jesus to others.

Encourage, affirm and celebrate those around us and have accountable and reflective conversations in love.

VISION | MISSION | VALUES | MOTTO

At the beginning of 2025, we launched the College's vision, mission, values, and motto, which the Board adopted at the end of 2024.

Vision:
Serving the South with outstanding Christian Education

Mission:
A vibrant and growing community providing best practice in Christian Education and equipping young people to discover their identity and purpose in Christ

Values:
- Belonging
- Growing
- Serving

Motto:
Excellence through Christ

Refreshed branding was launched to make our values visible to students, staff, parents, and the wider community. Staff and students considered what it looks like to model our values and created the above descriptors for each value. We noticed a great deal of synchronicity between how the staff and students describe our values. This gave both staff and students a sense of ownership of our values, and we noticed that, in general, everyone holds each other accountable to model each value.

LEADERSHIP

Following the recommendations of the 2024 Structural and Administrative Reviews and a transparent recruitment process, our new Leadership structure commenced at the beginning of 2025.

The Executive Leadership Team in 2025 was comprised of:
- Mr Adam Dunt, Principal
- Mr Justin Kowald, Head of Campus – Aldinga
- Mr James Lenigas, Head of Campus – Morphett Vale
- Mrs Heidi Scriven, Head of Teaching & Learning
- Mr David Chehade, Head of Operations
- Mrs Danni Bailey, Executive Assistant

Reporting to the Heads of Campus and the Head of Teaching & Learning, is the Senior Leadership Team:

Reporting to the Heads of Campus are two Leaders of Culture at each campus:
- Mrs Donna Smith, Leader of Culture (Primary) – Aldinga
- Mrs Susie Lush, Leader of Culture (Secondary) – Aldinga
- Mr Andrew Langmaid, Leader of Culture (Primary) – Morphett Vale
- Mr Joey Quiniones, Leader of Culture (Secondary) – Morphett Vale

Reporting to the Head of Teaching & Learning are five Leaders of Practice:
- Mrs Donna Smith, Leader of Practice (Primary) – Aldinga
- Mrs Leeza von Atkinson, Leader of Practice (Secondary) – Aldinga
- Miss Suzanne Harvey, Leader of Practice (Primary) – Morphett Vale
- Mr Joey Quiniones, Leader of Practice (Secondary) – Morphett Vale
- Leader of Practice, Diverse Education – across both campuses

Marketing & Communications

In 2025, the College signed a two-year contract with brand and marketing consultants, BrightEd, who work closely with the College's Communications Officer, Enrolment Team, and Principal's Office.

Major Marketing Achievements in 2025:

- Roll out of Vision, Mission, and Values to both internal and external stakeholders.
- Increased promotion of the College through content creation and social media.
- Branding review, including the launch of our enhanced logo and new Values icons.
- Increased Event Promotion and Community Engagement.
- Reintroducing a scholarship program.
- Strengthen the College's presence in the community.
- Development of a College Prospectus.
- Implementing a more consistent approach to communications through the establishment of a Communications Policy.

Enterprise Agreement

Following negotiations throughout 2024, our new Enterprise Agreement was presented to staff for endorsement and commenced operation on 2 April 2025, with a nominal expiry date of 31 December 2026.

Improved Cross-Campus Collaboration

During the second half of 2025, our Secondary Leaders of Culture (Susie Lush and Joey Quiniones) organised several opportunities for middle school students (Years 7-9) from both campuses to come together for special activity days at each campus.

This enhanced the sense of ***belonging*** to one school across two campuses and will help to make the transition to senior years easier when students from both campuses come together more frequently for shared subjects.

Aldinga ELC

Construction on our brand-new Early Learning Centre (ELC) commenced in 2025, with the goal of being operational by the start of the 2026 school year.

I would like to give my sincere thanks to David Chehade (Head of Operations) for his leadership and oversight in this project, Juliana Hernandez (ELC Director) for her ideas and tireless work to make sure the centre received approval to operate, and Stuart Modra (Maintenance Manager, Aldinga) for the day-to-day project management of contractors and maintenance staff who worked around the clock to build and fit out the centre.

Uniform

A staged roll-out of compulsory blazers for Secondary students commenced in 2025, with blazers becoming compulsory during Terms 2 and 3, and at formal events, for Year 7 and Year 10 students, as well as for Year 12 captains and deputy captains.

In 2026, this will be expanded to make blazers compulsory for Years 7, 8, 10, and 11, as well as Year 12 Prefects.

By 2027, blazers will be compulsory for all Secondary students.

A Uniform Committee was established in 2025 to consider feedback from families on uniform options and to review and recommend potential changes to the Executive Leadership Team.

One of the major recommendations of the Uniform Committee, based on overwhelming feedback from parents, was to include the option of trousers for girls in the winter uniform from 2026, which was communicated to families towards the end of 2025.

PROJECTS (CONTINUED)

Parent Satisfaction Survey

In July 2025, we undertook a Parent Satisfaction Survey through BrightEd. All parents were invited to participate, and responses were received from 95 families across both campuses.

Overall, parents expressed satisfaction with the College's supportive environment, recent leadership and cultural improvements, commitment to upholding Christian values, and general improvement in communication.
The survey showed that we seem to be heading in the right direction and focusing on the issues that need improvement.

Review of Term Structure and Timetable

During 2025, our Executive Leadership Team undertook a review of the College's term structure and timetable to work towards one of our Strategic Priorities of preserving and enhancing our Christian culture and community.

The Executive Leadership Team determined that, to focus on prioritising and intentionally creating space for students to embody the College's values of ***belonging***, ***growing***, and ***serving***, a change to the timetable structure would be necessary to allow for extended Pastoral Group time.

In addition, the Executive Leadership Team reviewed the College's Term structure to address student and staff well-being concerns.

Following these reviews, we informed families that, from 2026, our school day would change to eight 40-minute lessons, with school beginning at 8:40am and ending at 3:00pm. In addition, from 2026, Term 2 would be 9 weeks for students, giving students a 3-week mid-year break, with Week 10 of Term 2 allocated as a Staff professional learning week, and Term 4 will be extended from 8 weeks to 8.5 weeks.

Professional Growth Policy

One of our Strategic Priorities is to enhance the professional growth and development of all staff, and two of the major initiatives implemented in 2025 to achieve the key deliverables of this priority were to establish a Teacher Appraisal Process, and participation in a Growth Partners project.

Teacher Appraisal Process
In 2025, we implemented a Teacher Appraisal process for early-career teachers and those new to Southern Vales Christian College, to ensure that we are providing quality teaching and that our teachers model our values and Christian beliefs.

Growth Partners
In Term 3 of 2025, teachers presented the microprojects they completed as part of their Growth Partners project, based on Dr Jared Cooney Horvath's science-of-learning framework, using rapid 3-day cycles structured around an "if...then" plan, pre-post checks, and reflection.

MAJOR EVENTS

In 2025, we piloted some new events and initiatives aimed at displaying our core values of ***belonging***, ***growing***, and ***serving***. Some of these included:

Olive Branch Cafe

The Olive Branch Café is run once a Term in our Aldinga Trade Training Centre. This provides an opportunity for some of our Secondary students to serve and connect with local senior citizens over morning tea.

Year 6 Graduation Events

Year 6 students at SVCC and their parents have longed to celebrate the milestone of completing their Primary education in a more formal manner, so in 2025, we implemented Year 6 graduation nights at each campus.

Aldinga celebrated the end of Primary with a formal dinner, and Morphett Vale celebrated with a disco.

We look forward to including this important milestone in our College calendar each year.

Middle School Fun Day

Traditionally, in the last week of Term 4, our Year 6-9 students have taken part in a Surf Carnival. Due to the algal bloom that impacted the Adelaide coastline at the end of 2025, the College was forced to re-think this event, and renamed it a "Fun Day" which opens up opportunities to do something different each year.

In 2025, middle school students enjoyed the day at the Marion Outdoor Pool, which was a great way to finish the school year.

Christmas on the Green

Christmas on the Green was a new event that replaced the campus-based end-of-year Primary concerts and was expanded to the whole College community from ELC to Year 12 from both campuses.

This event, held on the oval at Aldinga, was well attended by families from both campuses and received high praise for the fantastic atmosphere and sense of ***belonging***.

It featured a small market, student performances, food trucks, and a great community feel.

KEY DATA

STUDENT ENROLMENTS & ATTENDANCE

503

NUMBER OF STUDENTS AS AT THE TERM 3 CENSUS

193
Aldinga

310
Morphett Vale

Student Attendance

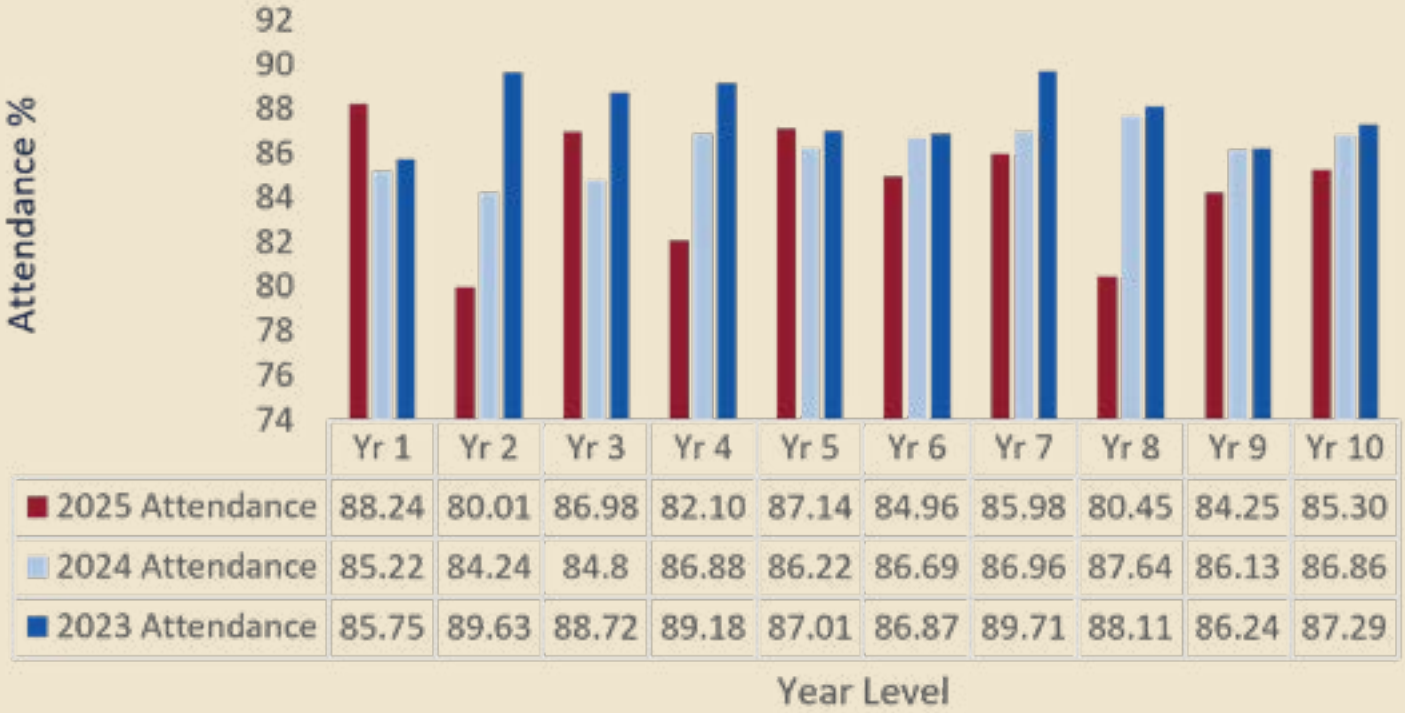

	Yr 1	Yr 2	Yr 3	Yr 4	Yr 5	Yr 6	Yr 7	Yr 8	Yr 9	Yr 10
2025 Attendance	88.24	80.01	86.98	82.10	87.14	84.96	85.98	80.45	84.25	85.30
2024 Attendance	85.22	84.24	84.8	86.88	86.22	86.69	86.96	87.64	86.13	86.86
2023 Attendance	85.75	89.63	88.72	89.18	87.01	86.87	89.71	88.11	86.24	87.29

Only Year 1 to Year 10 attendance information is reported for the Term 3 Census

2025 Day 1 Enrolments

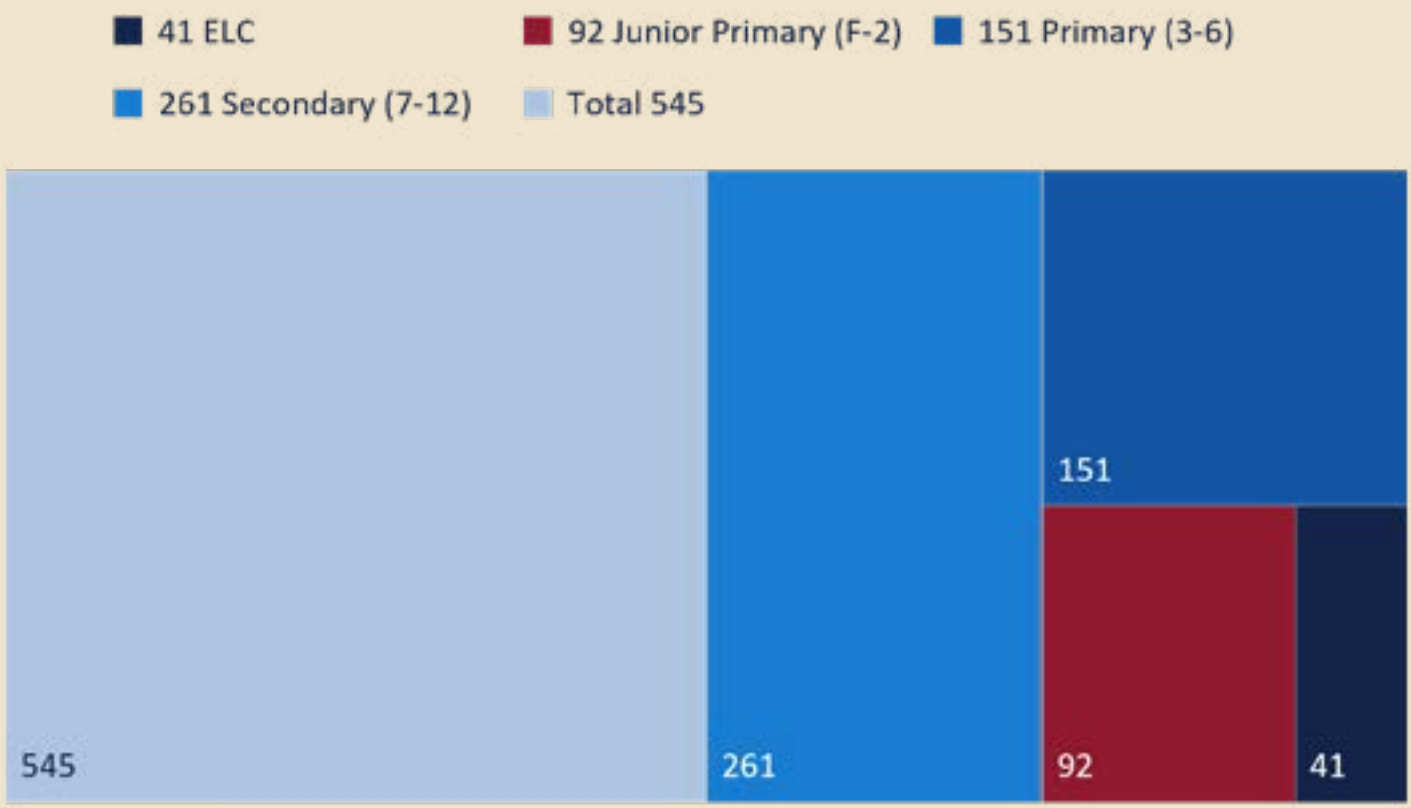

KEY DATA

2025 SACE RESULTS

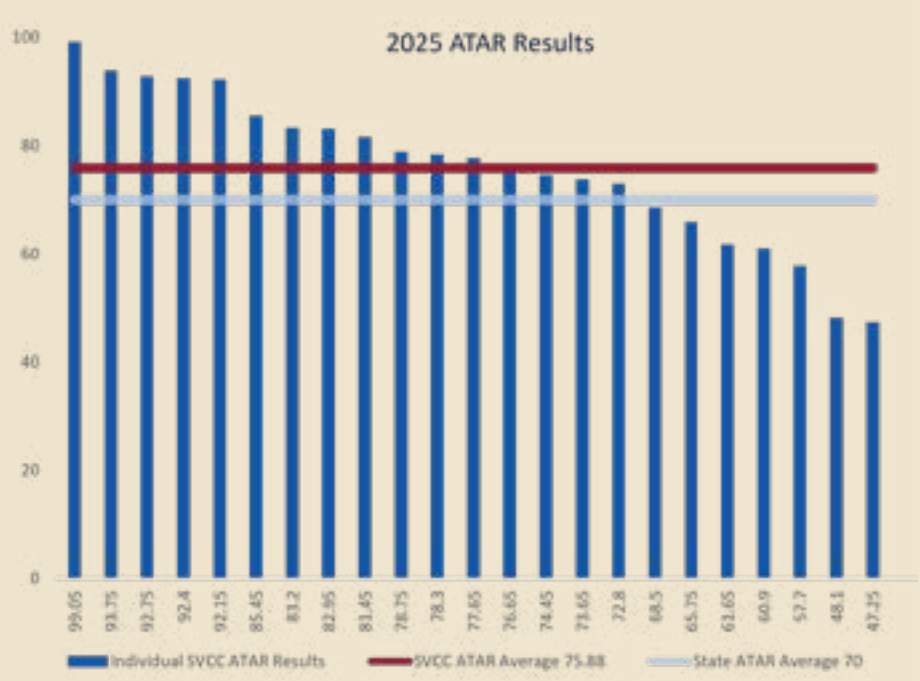

99.05

GEORGIA HRES
2025 DUX
MERITS FOR BIOLOGY & PSYCHOLOGY

93.75

EMMA CLARKE
2025 RUNNER UP DUX

70% OF 2025 GRADUATES ACHIEVED AN ATAR HIGHER THAN THE STATE AVERAGE

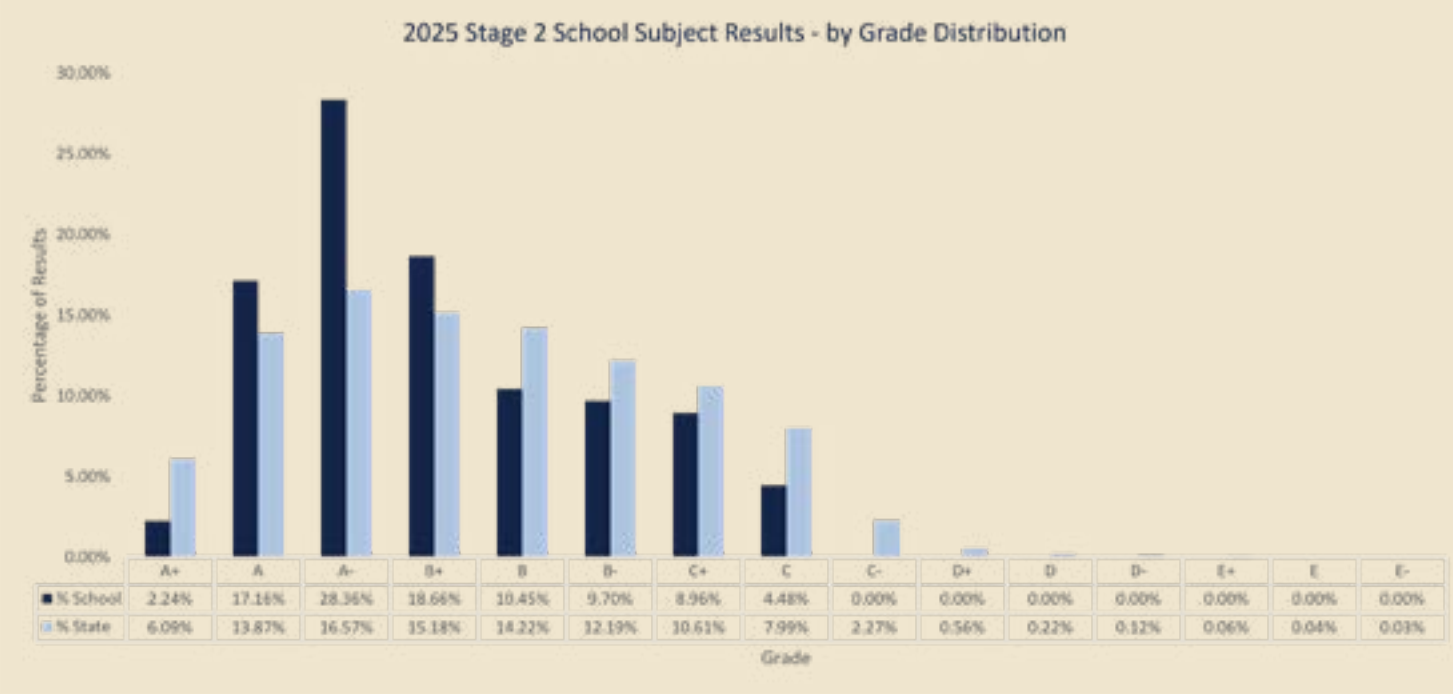

	A+	A	A-	B+	B	B-	C+	C	C-	D+	D	D-	E+	E	E-
% School	2.24%	17.16%	28.36%	18.66%	10.45%	9.70%	8.96%	4.48%	0.00%	0.00%	0.00%	0.00%	0.00%	0.00%	0.00%
% State	6.09%	13.87%	16.57%	15.18%	14.22%	12.19%	10.61%	7.99%	2.27%	0.56%	0.22%	0.12%	0.06%	0.04%	0.03%

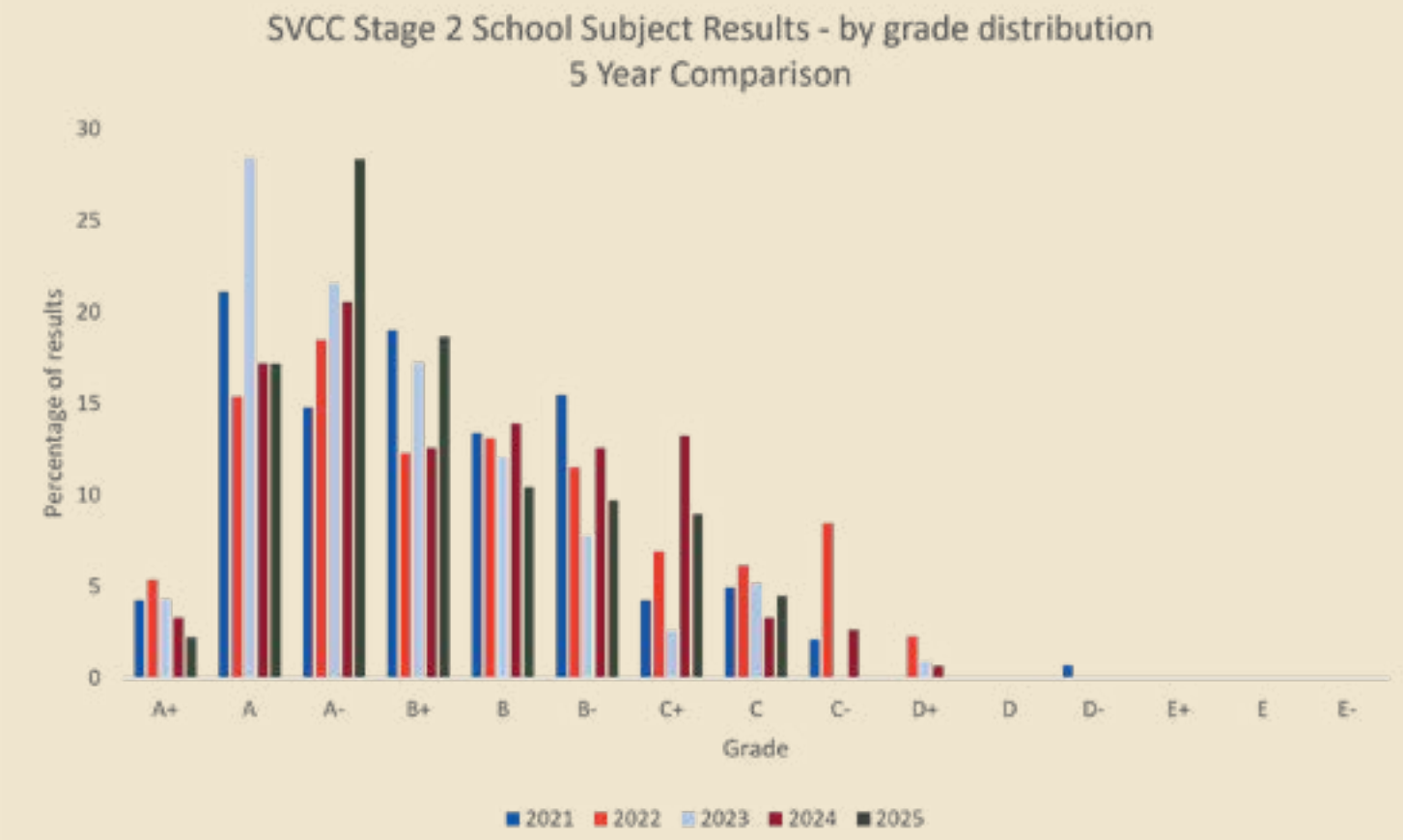

100% SACE COMPLETION

KEY DATA

PLACE OF VET IN THE SACE 2025

Southern Vales Christian College offers a range of Vocational Education and Training (VET) opportunities to students in Years 10, 11, and 12.

In 2025, students from Years 10-12 participated in nine VET Certificates, with some students undertaking more than one VET Certificate.

The graphs below show a summary of the 2025 enrolments in courses that have been fully or partially completed.

It is important to note that even if a qualification is partially completed, it still contributes to the students' SACE. In many cases, a student will complete the qualification in the following year and in some cases, a partial completion is offered as a valid skill set within an industry.



	Cert II in Hospitality	Cert III in Sport, Aquatics & Recreation	Cert II in Animal Care	Cert III in Animal Care	Cert II in Electrotechnology	Australian Nursing & Midwifery	Cert III in Dental Assistant	Cert II in Salon Assistant	Cert III in Visual Arts
Partially Completed	1	1	0	0	0	0	0	0	0
Completed	46	12	2	1	3	1	1	1	1

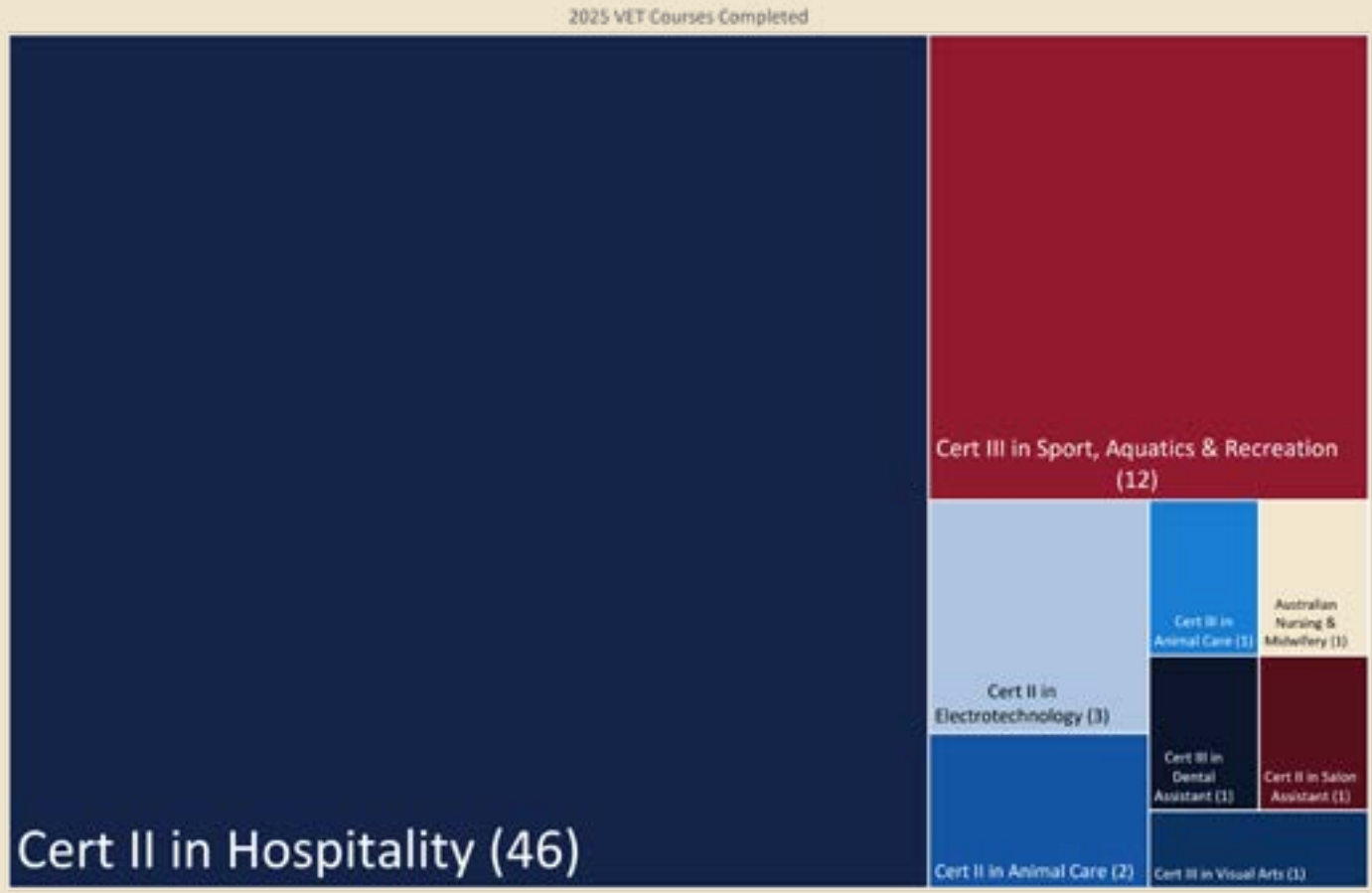

2025 NAPLAN

2025 NAPLAN RESULTS

The 2025 average NAPLAN results were published in The Advertiser on 3 December 2025 and are also available at on the **My School Website:** https://myschool.edu.au/school/49841/naplan/results.

These rankings are based on Aldinga and Morphett Vale's combined results.

A full breakdown of the results from both campuses is available on the following pages.

Lead schools in SA - Primary (Year 5 Average)

1. Dara School, Morphettville (582.4)
2. Rose Park Primary School, Rose Park (563.2)
3. Linden Park Primary School, Linden Park (559.0)
4. St Peter's College, St Peters (551.2)
5. St Peter's Collegiate Girls' School, Stonyfell (546.4)

Lead schools in the Southern Region - Primary (Year 5 Average)

1. OneSchool Global SA, Aberfoyle Park (532.2)
2. Sunrise Christian School, Morphett Vale (525.4)
3. Pilgrim School, Aberfoyle Park (522.0)
4. Southern Montessori School, O'Sullivan Beach (517.0)
5. School of the Nativity, Aberfoyle Park (499.8)

Lead schools in SA - Secondary (Year 9 Average)

1. Wilderness School, Medindie (639.4)
2. Glenunga International High School, Glenunga (632.6)
3. St Peter's Collegiate Girls' School, Stonyfell (630.0)
4. Dara School, Morphettville (627.0)
5. Prince Alfred College, Kent Town (623.0)

Lead schools in the Southern Region - Secondary (Year 9 Average)

1. Southern Montessori School, O'Sullivan Beach (616.0)
2. OneSchool Global SA, Aberfoyle Park (605.0)
3. IQRA College, O'Halloran Hill (597.0)
4. Woodcroft College, Morphett Vale (583.0)
5. Southern Vales Christian College, Morphett Vale & Aldinga (579.2)

SVCC PRIMARY RANKED

34/55

SCHOOLS IN THE SOUTHERN REGION BASED ON YEAR 5 RESULTS

SVCC SECONDARY RANKED

5/16

SCHOOLS IN THE SOUTHERN REGION BASED ON YEAR 9 RESULTS

2025 NAPLAN

SUMMARY OF YEAR 3 2025 NAPLAN RESULTS

Year 3 students at SVCC performed above the State and National averages in most components.

- **Reading:** Scored 404, exceeding the state average by 2.64%, and the national average by 0.45%.
- **Writing:** Scored 401, which was -1.62% under the state average, and -3.12% under the national average.
- **Spelling:** Scored 421, 4.75% above the state average, and 3.92% above the national average.
- **Grammar & Punctuation:** Scored 422, surpassing the state average by 6.3%, and 3.33% above the national average.
- **Numeracy:** Scored 413, which was 4.06% higher than the state average, and 1.9% higher than the national average.

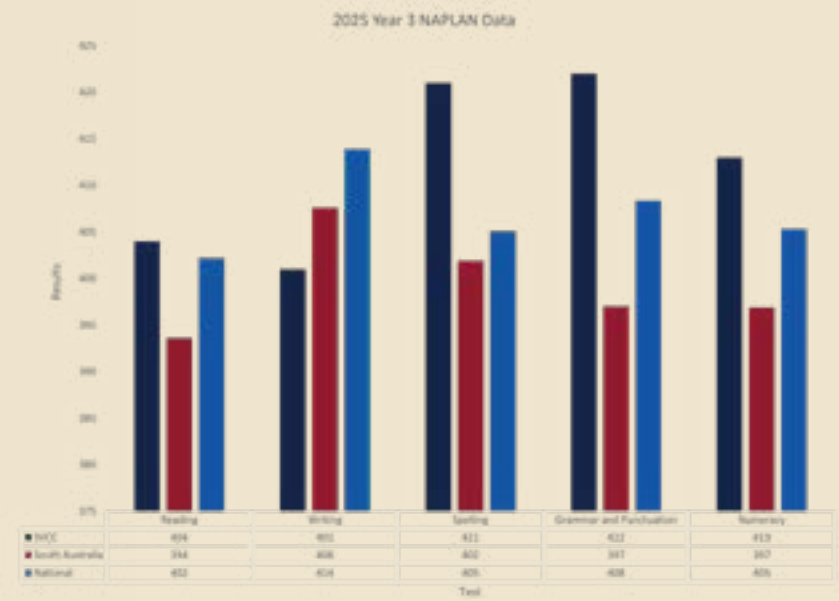



SUMMARY OF YEAR 5 2025 NAPLAN RESULTS

Year 5 SVCC NAPLAN results highlighted that high-priority intervention is required in all components, due to increased learning needs in this cohort.

- **Reading:** Scored 478, below the state average by -1.3% and the national average by -19.23%
- **Writing:** Scored 435, which was -7.72% under the state average, and -9.3% under the national average.
- **Spelling:** Scored 476, -1.79% below the state average, and -2.34% below the national average.
- **Grammar & Punctuation:** Scored 463, below the state average by -4.63% and the national average by -6.88%
- **Numeracy:** Scored 469, which was -2.35% lower than the state average, and -4.64% below the national average.

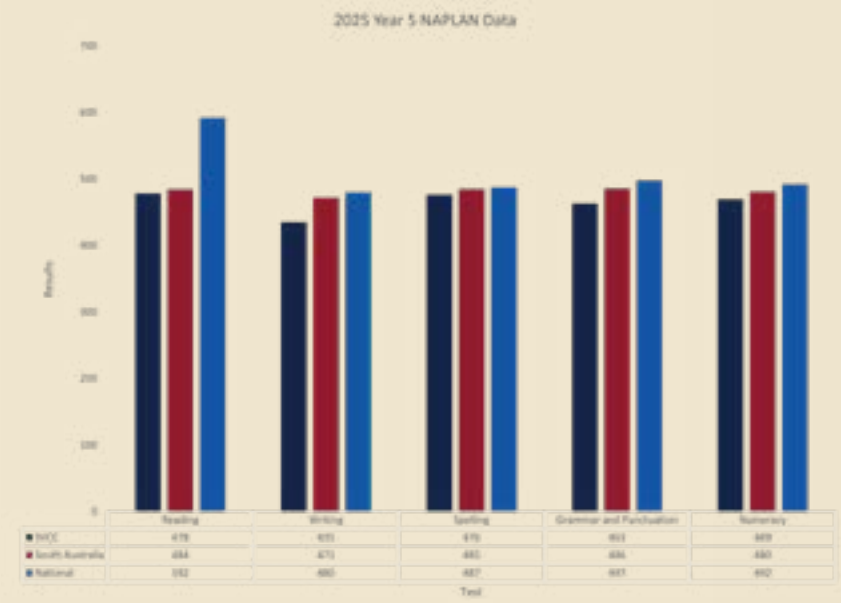

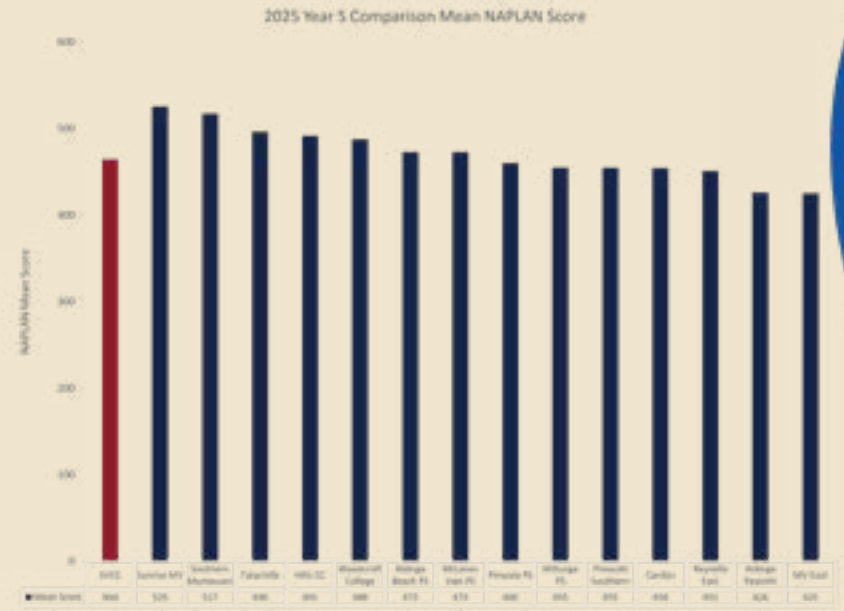

2025 NAPLAN

2025 NAPLAN

SUMMARY OF YEAR 7 2025 NAPLAN RESULTS

Year 7 students at SVCC performed above the State average in most components, whilst showing slightly lower performance compared to the National average in some components.

- **Reading:** Scored 545, exceeding the state average by 3.24%, and the national average by 1.23%.
- **Writing:** Scored 530, which was -0.6% under the state average, and -1.54% under the national average.
- **Spelling:** Scored 539, which was 0.47% above the state average, but -0.48% below the national average.
- **Grammar & Punctuation:** Scored 594, surpassing the state average by 3.98%, and 1.87% above the national average.
- **Numeracy:** Scored 538, 1.24% higher than the state average, but -1.27% below than the national average.

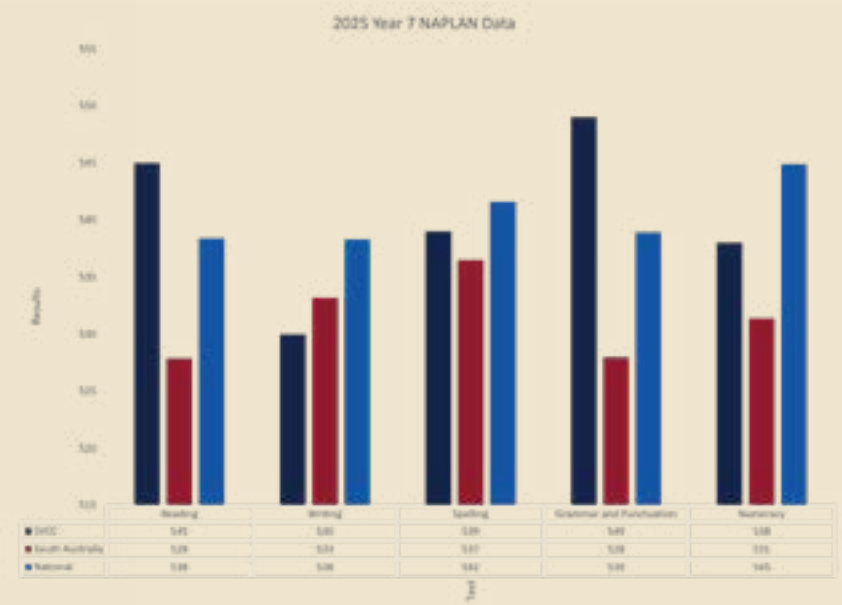

SUMMARY OF YEAR 9 2025 NAPLAN RESULTS

Year 9 students at SVCC showed strong performance in literacy, but were marginally below the State and National averages in numeracy.

- **Reading:** Scored 587, exceeding the state average by 5.5%, and the national average by 3.4%.
- **Writing:** Scored 592, which was 3.84% higher the state average, and 2.96% above the national average.
- **Spelling:** Scored 581, 3.53% above the state average, and 2.11% above the national average.
- **Grammar & Punctuation:** Scored 573, surpassing the state average by 4.77%, and 2.5% above the national average.
- **Numeracy:** Scored 563, which was 0.95% higher than the state average, but -1.68% below the national average.

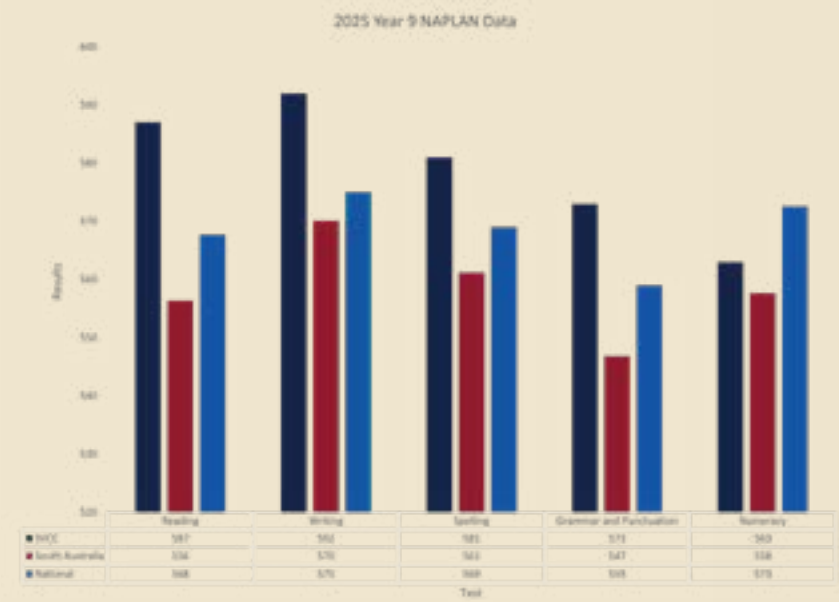

2025 NAPLAN

KEY DATA

2025 STAFFING

TEACHING STAFF FTE (FULL-TIME EQUIVALENT)

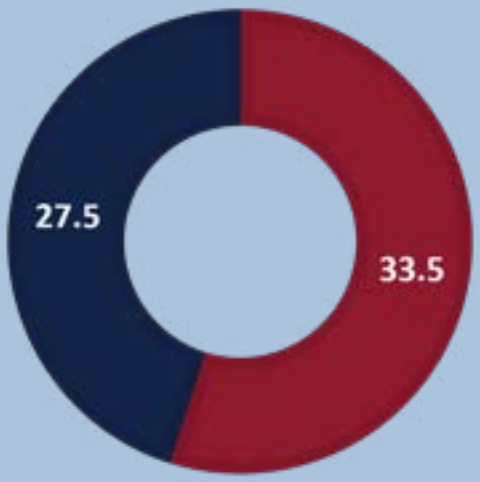

Early Years & Primary (ELC-Yr 6) Middle & Secondary (Yr 7-Yr 12)

Teaching Staff Headcount

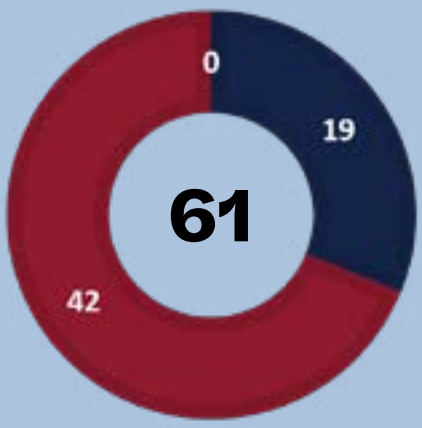

Male Female Indigenous

Teacher Qualifications

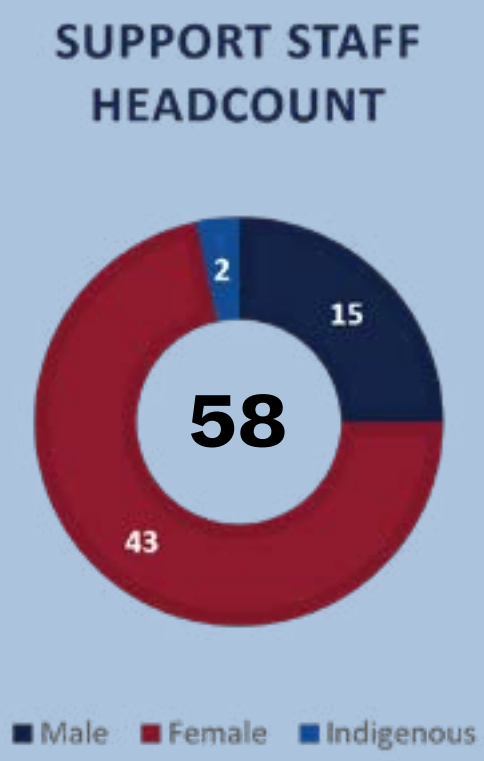

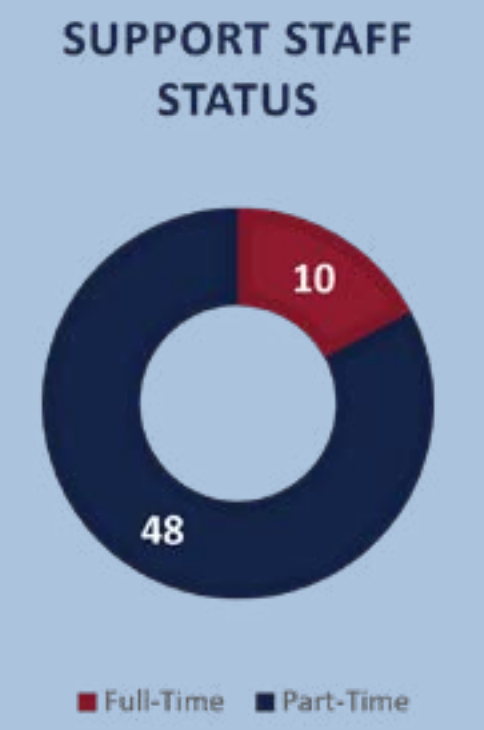

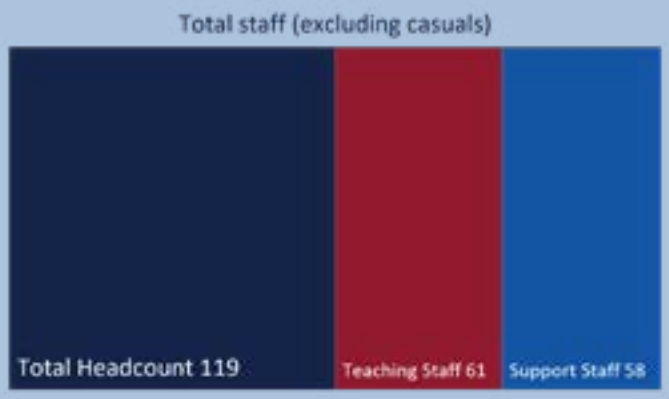

Southern Vales Christian College Inc

ABN 36 571 092 139

Annual Report - 31 December 2025

Southern Vales Christian College Inc
Board Members' report
31 December 2025

The Board Members present their report, together with the financial statements, on the College for the year ended 31 December 2025.

Board Members

The following persons were Board Members of the College during the whole of the financial year and up to the date of this report, unless otherwise stated:

Martyn Manuel - Chairman
Kerryn Manuel - Board Member
Adam Dunt - Principal
Keith Turner - Secretary, Board Member
David Weeks - Board Member
Aaron Duff - Board Member
Malcolm Wormald - Board Member

Activities

The principal continuing activities of the College are to provide primary and secondary education to approximately 503 students.

Results

The net result of operations attributable to the College after capital donations of $5,505 (2024:$8,406), was a surplus of $360,184 (2024: $848,547).

Significant Changes

There were no significant changes in the state of affairs of the College which occurred during the financial year.

Matters Subsequent to the End of the Financial Year

There are no matters or circumstances that have arisen since 31 December 2025 that have significantly or may significantly affect:

(i) the operations of the College
(ii) the results of the operations; and
(iii) the state of affairs of the College

Board Members' Benefits

During the financial year:

(i) no officer of the College;
(ii) no firm in which an officer was a member; and
(iii) no body corporate in which an officer has a substantial interest

has received or become entitled to receive a benefit as a result of a contract between the officer, firm or body corporate and the College and no officer has received either directly or indirectly from the College any payment or other benefit of a pecuniary value with the exception of Malcolm Wormald who received salaries as an employee of the College in the ordinary course of business and on normal commercial terms. Some board members also received discounts on tuition fees for their children that are students of the College as described in Note 18.

Southern Vales Christian College Inc
Board Members' report
31 December 2025

Board Member

Board Member

13 May 2026

Southern Vales Christian College Inc
Contents
31 December 2025

Statement of profit or loss and other comprehensive income	4
Statement of financial position	5
Statement of changes in equity	6
Statement of cash flows	7
Notes to the financial statements	8
Board Members' declaration	19
Independent auditor's report to the members of Southern Vales Christian College Inc	20

Southern Vales Christian College Inc
Statement of profit or loss and other comprehensive income
For the year ended 31 December 2025

	Note	2025 $	2024 $
Revenue from ordinary activities	3	13,257,695	12,631,412
Employee expenses		(9,395,249)	(7,935,034)
Depreciation expenses		(655,432)	(595,834)
Finance expenses		(51,151)	(28,545)
Other expenses from ordinary activities	3	(2,801,184)	(3,231,858)
Net surplus / (deficit) from ordinary activities attributed to the College		354,679	840,141
Capital donations	3	5,505	8,406
Surplus for the year		360,184	848,547
Other comprehensive income for the year		-	-
Total comprehensive income for the year		360,184	848,547

The above statement of profit or loss and other comprehensive income should be read in conjunction with the accompanying notes

Southern Vales Christian College Inc
Statement of financial position
As at 31 December 2025

	Note	2025 $	2024 $
Assets			
Current assets			
Cash and cash equivalents	4	2,623,919	2,181,510
Trade and other receivables	5	188,063	89,762
Other assets		186,002	264,062
Total current assets		2,997,984	2,535,334
Non-current assets			
Property, plant and equipment	6	19,116,986	18,318,180
Total non-current assets		19,116,986	18,318,180
Total assets		22,114,970	20,853,514
Liabilities			
Current liabilities			
Trade and other payables	7	387,420	413,062
Lease Liabilities	8	152,760	152,186
Provisions	9	961,028	960,939
Contract liabilities	10	65,550	76,624
Total current liabilities		1,566,758	1,602,811
Non-current liabilities			
Financial Liabilities	11	1,000,000	-
Lease Liabilities	8	183,465	330,788
Provisions	9	309,285	224,637
Total non-current liabilities		1,492,750	555,425
Total liabilities		3,059,508	2,158,236
Net assets		19,055,462	18,695,278
Accumulated Funds			
Reserves	12	10,067,753	10,067,753
Accumulated Surplus		8,987,709	8,627,525
Total accumulated funds		19,055,462	18,695,278

The above statement of financial position should be read in conjunction with the accompanying notes

Southern Vales Christian College Inc
Statement of changes in equity
For the year ended 31 December 2025

	Reserves $	Retained profits $	Total accumulated funds $
Balance at 1 January 2024	10,067,753	7,778,978	17,846,731
Surplus for the year	-	848,547	848,547
Other comprehensive income for the year	-	-	-
Total comprehensive income for the year	-	848,547	848,547
Balance at 31 December 2024	10,067,753	8,627,525	18,695,278

	Reserves $	Retained profits $	Total accumulated funds $
Balance at 1 January 2025	10,067,753	8,627,525	18,695,278
Surplus for the year	-	360,184	360,184
Other comprehensive income for the year	-	-	-
Total comprehensive income for the year	-	360,184	360,184
Balance at 31 December 2025	10,067,753	8,987,709	19,055,462

The above statement of changes in equity should be read in conjunction with the accompanying notes

Southern Vales Christian College Inc
Statement of cash flows
For the year ended 31 December 2025

	Note	2025 $	2024 $
Cash flows from operating activities			
Receipts from Government Grants		10,184,364	11,054,589
Receipts from Fees - Students		2,234,040	2,313,132
Interest Received		61,539	70,474
Trading Receipts		84,068	137,254
Other Receipts including GST		219,544	157,488
Wages and Salaries and Salary Related Charges		(8,278,787)	(7,984,223)
Payments to Suppliers		(2,913,756)	(3,760,560)
Interest and Bank Charges		(47,423)	(28,545)
GST Paid to ATO (Net)		(646,942)	(586,228)
Net cash from operating activities	15	896,647	1,373,381
Cash flows from investing activities			
Payments for Property Plant and Equipment		(1,454,238)	(1,065,170)
Net cash used in investing activities		(1,454,238)	(1,065,170)
Cash flows from financing activities			
Proceeds / (Repayment) of Borrowings		1,000,000	177,334
Net cash from financing activities		1,000,000	177,334
Net increase in cash and cash equivalents		442,409	485,545
Cash and cash equivalents at the beginning of the financial year		2,181,510	1,695,965
Cash and cash equivalents at the end of the financial year	4	2,623,919	2,181,510

The above statement of cash flows should be read in conjunction with the accompanying notes

Note 1. Material accounting policy information

Basis of preparation

The financial report has been prepared in accordance with the *Australian Charities and Not-for-profits Commission Act* 2012, the recognition and measurement requirements specified by all Australian Accounting Standards and Interpretations, and the disclosure requirements of Accounting Standards AASB 101: *Presentation of Financial Statements ,* AASB 107: *Statement* of *Cash Flows ,* AASB 108: *Accounting Policies, Changes in Accounting Estimates and Errors,* AASB 124: *Related Party Disclosures ,* AASB 1048: *Interpretation of Standards* and AASB 1054: *Australian Additional Disclosures.*

The recognition and measurement requirements that have not been complied with, and the accounting policies that have not been assessed for compliance with the recognition and measurement requirements are those specified in:
- AASB 16 Leases as the College recognises its Church facilities rental as an expense on a straight-line basis.

The financial report, except for the cash flow information, have been prepared on an accruals basis of accounting, including the going concern assumption and are based on historic costs which do not take into account changing money values or, except where specifically stated, current valuation of non current assets.

The material accounting policies adopted by the College and used in the preparation of the financial report are described below. They are consistent with the previous period unless otherwise stated and are, in the opinion of the Board Members, appropriate to meet the needs of the College and the Board Members.

Revenue and other income

Revenue from contracts with customers

Revenue is recognised at an amount that reflects the consideration to which the College is expected to be entitled in exchange for transferring goods or services to a customer. For each contract with a customer, the College: identifies the contract with a customer; identifies the performance obligations in the contract; determines the transaction price which takes into account estimates of variable consideration and the time value of money; allocates the transaction price to the separate performance obligations on the basis of the relative stand-alone selling price of each distinct good or service to be delivered; and recognises revenue when or as each performance obligation is satisfied in a manner that depicts the transfer to the customer of the goods or services promised.

Generally the timing of the payment for sale of goods corresponds closely to the timing of satisfaction of the performance obligations, however where there is a difference, it will result in the recognition of a receivable, contract asset or contract liability.

None of the revenue streams of the College have any significant financing terms as there is less than 12 months between receipt of funds and satisfaction of performance obligations.

Tuition fees

Revenue from student tuition fees are recognised over the period in which the student receives the tuition.

Grant revenues

Grant revenue is recognised in the Statement of Profit or Loss and Other Comprehensive Income when the College obtains control of the grant, it is probable that the economic benefits gained from the grant will flow to the College and the amount of the grant can be measured reliably.

When grant revenue is received whereby the College incurs an obligation to deliver economic value directly back to the contributor, this is considered a reciprocal transaction and the grant revenue is recognised in the Statement of Financial Position as a liability until the service has been delivered to the contributor, otherwise the grant is recognised as revenue on receipt.

Other income

Other revenue is recognised on an accruals basis when the College is entitled to it.

Income tax

As the College is a tax exempt institution in terms of subsection 50-10 of the Income Tax Assessment Act 1997, as amended, it is exempt from paying income tax.

Note 1. Material accounting policy information (continued)

Goods and services tax (GST)
Revenue, expenses and assets are recognised net of the amount of goods and services tax (GST), except where the amount of GST incurred is not recoverable from the Australian Taxation Office (ATO) then the GST is recognised as part of the item of expense or as part of the cost of acquisition of the asset.

Receivables and payable are stated inclusive of GST.

Cash flows in the Statement of Cash Flows are included on a gross basis and the GST component of cash flows arising from investing and financing activities which is recoverable from, or payable to, the ATO is classified as operating cash flows.

Current and non-current classification
Assets and liabilities are presented in the statement of financial position based on current and non-current classification.

An asset is classified as current when: it is either expected to be realised or intended to be sold or consumed in the College's normal operating cycle; it is held primarily for the purpose of trading; it is expected to be realised within 12 months after the reporting period; or the asset is cash or cash equivalent unless restricted from being exchanged or used to settle a liability for at least 12 months after the reporting period. All other assets are classified as non-current.

A liability is classified as current when: it is either expected to be settled in the College's normal operating cycle; it is held primarily for the purpose of trading; it is due to be settled within 12 months after the reporting period; or there is no right at the end of the reporting period to defer the settlement of the liability for at least 12 months after the reporting period. All other liabilities are classified as non-current.

Cash and cash equivalents
Cash and cash equivalents comprises cash on hand, demand deposits and short term investments which are readily convertible to known amounts of cash and which are subject to an insignificant risk of change in value.

Trade and other receivables
Trade receivables are initially measured in accordance with the revenue policy and subsequently measured at amortised cost less any allowances for expected credit losses.

Property, plant and equipment
Each class of property, plant and equipment is carried at cost or at independent valuation less, where applicable, any accumulated depreciation and impairment.

Subsequent costs are included in the asset's carrying amount or recognised as a separate asset, as appropriate, only when it is probable that future economic benefits associated with the item will flow to the College and the cost of the item can be measured reliably. All other repairs and maintenance are charged to the statement of profit or loss and other comprehensive income during the financial period in which they are incurred.

Gains and losses on disposals are determined by comparing proceeds with carrying amount at the time of disposal. These are included in the statement of profit or loss and other comprehensive income.

Items of property, plant and equipment acquired for nil or nominal consideration have been recorded at the acquisition date fair value.

Depreciation
Property (except land), plant and equipment is depreciated on a straight line basis over the assets useful life to the College, commencing when the asset is ready for use

The depreciation rates used for each class of depreciable asset are shown below:

Fixed asset class	Depreciation rate
Buildings and improvements	2-5%
Furniture and equipment	7.5-15%
Equipment under finance lease	7.5-33.3%

Note 1. Material accounting policy information (continued)

At the end of each annual reporting period, the depreciation method, useful life and residual value of each asset is reviewed. Any revisions are accounted for prospectively as a change in estimate.

Impairment of non-financial assets
At each reporting date the College reviews the carrying value of tangible assets to determine whether there is any indication that those assets have been impaired. If any such indication exists, the recoverable amount of the asset, being the higher of the asset's fair value less cost to sell and value in use, is compared to the asset's carrying value. Any excess of the asset's carrying value over it’s recoverable amount is expensed to the Statement of Profit or Loss and Other Comprehensive Income.

Trade and other payables
Trade payables represent liabilities for goods and services provided to the College prior to the end of the financial year and which are unpaid.

Trade payables are initially measured at fair value less transaction costs and subsequently measured at amortised cost.

Due to their short-term nature trade and other payables are not discounted. The amounts are unsecured and are usually paid within 30 days of recognition.

Lease Liabilities
Leases are capitalised by recording an asset and a liability at the lower of the amount equal to the fair value of the leased property or the present value of the minimum lease payments, including any guaranteed residual values.

Lease payments are allocated between the reduction of the lease liability and the lease interest expense for the period.

Employee benefits

Provision is made for the College's liability for employee benefits arising from services rendered by employees to the end of the reporting period. Employee benefits that are expected to be wholly settled within one year have been measured at the amounts expected to be paid when the liability is settled included related on-costs. Employee benefits expected to be settled more than one year after the end of the reporting period have been measured at the present value of the estimated future cash flows to be made for those benefits. Consideration is given to expected wage increases and the probability that the employees may satisfy vesting requirements. The cash flows are discounted using market yields on high quality corporate bonds with terms to maturity that match the expected timing timing of the cash flows. Changes in the measurement of the liability are recognised in profit or loss.

Contract liabilities
Contract liabilities represent the College's obligation to provide education services to a student and are recognised when a family pays consideration, or when the College recognises a receivable to reflect its unconditional right to consideration (whichever is earlier) before the College has provided the services to the student.

Fair value measurement
When an asset or liability, financial or non-financial, is measured at fair value for recognition or disclosure purposes, the fair value is based on the price that would be received to sell an asset or paid to transfer a liability in an orderly transaction between market participants at the measurement date; and assumes that the transaction will take place either: in the principal market; or in the absence of a principal market, in the most advantageous market.

Fair value is measured using the assumptions that market participants would use when pricing the asset or liability, assuming they act in their economic best interests. For non-financial assets, the fair value measurement is based on its highest and best use. Valuation techniques that are appropriate in the circumstances and for which sufficient data are available to measure fair value, are used, maximising the use of relevant observable inputs and minimising the use of unobservable inputs.

Assets and liabilities measured at fair value are classified into three levels, using a fair value hierarchy that reflects the significance of the inputs used in making the measurements. Classifications are reviewed at each reporting date and transfers between levels are determined based on a reassessment of the lowest level of input that is significant to the fair value measurement.

Note 1. Material accounting policy information (continued)

For recurring and non-recurring fair value measurements, external valuers may be used when internal expertise is either not available or when the valuation is deemed to be significant. External valuers are selected based on market knowledge and reputation. Where there is a significant change in fair value of an asset or liability from one period to another, an analysis is undertaken, which includes a verification of the major inputs applied in the latest valuation and a comparison, where applicable, with external sources of data.

Comparative figures
When required by Accounting Standards, comparative figures have been adjusted to conform to changes in presentation for the current financial year. Comparative figures are consistent with prior year, unless otherwise stated.

Economic dependence
The College is dependent on government grants for a significant portion of its revenue. At the date of this report, the Board Members have no reason to believe the government will not continue to support the College.

New Accounting Standards and Interpretations not yet mandatory or early adopted
Australian Accounting Standards and Interpretations that have recently been issued or amended but are not yet mandatory, have not been early adopted by the College for the annual reporting period ended 31 December 2025. The College's assessment of the impact of these new or amended Accounting Standards and Interpretations, most relevant to the College, are set out below.

AASB 18 Presentation and Disclosure in Financial Statements
This standard is applicable to annual reporting periods beginning on or after 1 January 2027 and early adoption is permitted. The standard replaces IAS 1 'Presentation of Financial Statements', with many of the original disclosure requirements retained and there will be no impact on the recognition and measurement of items in the financial statements. But the standard will affect presentation and disclosure in the financial statements, including introducing five categories in the statement of profit or loss and other comprehensive income: operating, investing, financing, income taxes and discontinued operations. The standard introduces two mandatory sub-totals in the statement: 'Operating profit' and 'Profit before financing and income taxes'. There are also new disclosure requirements for 'management-defined performance measures', such as earnings before interest, taxes, depreciation and amortisation ('EBITDA') or 'adjusted profit'. The standard provides enhanced guidance on grouping of information (aggregation and disaggregation), including whether to present this information in the primary financial statements or in the notes. The College will adopt this standard from 1 July 2027 and it is expected that there will be a significant change to the layout of the statement of profit or loss and other comprehensive income.

Note 2. Critical Accounting Estimates and Judgements

The College make estimates and judgements during the preparation of these financial statements regarding assumptions about current and future events affecting transactions and balances.

These estimates and judgements are based on the best information available at the time of preparing the financial statements, however as additional information is known then the actual results may differ from the estimates.

The significant estimates and judgements made have been described below:

Key estimates - receivables
The receivables at reporting date have been reviewed to determine whether there is any objective evidence that any of the receivables are impaired. An impairment provision is included for any receivable where the balance is not considered collectible. The impairment provision is based on the best information at the reporting date.

Key estimates - depreciation
The College determines the estimated useful lives and related depreciation charges for its buildings, plant and equipment. The useful lives could change significantly as a result of technical innovations or some other event such as increased usage. The depreciation and amortisation charge will increase where the useful lives are less than previously estimated lives, or the buildings, plant and equipment are becoming technically obsolete.

Note 2. Critical Accounting Estimates and Judgements (continued)

Key estimates - valuation of land and buildings
The basis of the valuation of investment property is at fair value. The land and buildings was valued by an independent valuer, Marsh McLennan in December 2021. The valuation is based on current prices in an active market for similar properties of the same location and condition, using the income approach which measures the future economic benefits that the College can generate by adjusting the annual net income by the determined market yield rate. The board has assessed that this has not materially changed in the current year.

Note 3. Profit from Ordinary Activities

The surplus / (deficit) for the year is arrived at after crediting / (charging) the following items:

(a) Revenue:	**2025 $**	**2024 $**
Operating Revenue:		
Fee Income (Net)	2,332,341	2,218,255
Government Grants - Recurrent Activities	10,604,424	10,049,626
Net Trading Activities	40,952	137,254
	12,977,717	12,405,135
Other Income:		
Interest	61,539	70,474
Textbook Hire	59,995	47,308
Student Activities	20,782	19,265
Profit / (Loss) on Sale of Property	-	10,832
Other	137,662	78,398
	279,978	226,277
Total Operating Revenue from Ordinary Activities	13,257,695	12,631,412
Capital Revenue:		
Capital - Other Donations	5,505	8,406
Total Capital Revenue	5,505	8,406
Total Revenue from Activities Attributable to the College	13,263,200	12,639,818

(b) Expenses:		
Interest on Borrowings and Loans	30,935	16,616
Provisions for Impairment of Receivables	77,505	81,405
Bad Debts Expense	37,487	5,841
Rent - Facilities Charge	100,784	74,605
Consultancy Expenses	64,578	183,576
Write off of WIP	-	500
	311,289	362,543

Note 4. Cash and cash equivalents

	2025 $	2024 $
Current assets		
Petty Cash on Hand	120	912
Bank - General Working Account	1,709,340	1,227,996
Online Investment Account	810,414	803,919
Building Fund Account	76,394	70,982
Budgetly and PayAdvantage	27,651	77,701
Total Cash and Cash Equivalents	2,623,919	2,181,510

Note 5. Trade and other receivables

	2025 $	2024 $
Current assets		
Trade Debtors - Fees	377,157	361,306
Less Provision for Impairment of Receivables	(219,398)	(296,903)
Total Trade Receivables	157,759	64,403
Debtors - After College Care	14,643	15,391
Debtors - ELC	15,661	9,968
Total Other Current Receivables	30,304	25,359
Total Trade and Other Receivables	188,063	89,762

Note 6. Property, plant and equipment

	2025 $	2024 $
Land	6,662,000	6,662,000
Buildings	11,351,919	10,318,809
Less: Accumulated Depreciation	(1,304,825)	(1,057,974)
	10,047,094	9,260,835
Building/Ground Improvements	1,349,210	1,195,388
Less: Accumulated Depreciation	(201,898)	(114,502)
	1,147,312	1,080,886
Assets under Lease	960,650	943,916
Less: Accumulated Depreciation	(619,529)	(468,520)
	341,121	475,396
Plant and Equipment	596,818	513,097
Less: Accumulated Depreciation	(324,000)	(239,412)
	272,818	273,685
Furniture and Equipment	735,292	651,449
Less: Accumulated depreciation	(249,889)	(181,526)
	485,403	469,923
IT Equipment	117,766	-
Less: Accumulated depreciation	(3,863)	-
	113,903	-
Motor vehicles - at cost	71,301	71,301
Less: Accumulated depreciation	(48,096)	(34,734)
	23,205	36,567
Buildings - Work in Progress	24,130	58,888
	19,116,986	18,318,180

Note 7. Trade and other payables

	2025 $	2024 $
Current liabilities		
Trade Creditors	66,924	107,947
GST Payable	180,637	162,222
Other Payable	139,859	142,893
Total Trade and Other Payables	387,420	413,062

Note 8. Lease Liabilities

	2025 $	2024 $
Current liabilities		
Lease Liability - secured	152,760	152,186
Non-current liabilities		
Lease Liability - secured	183,465	330,788
	336,225	482,974

Note 9. Provisions

	2025 $	2024 $
Current liabilities		
Annual Leave	468,245	474,445
Long Service Leave	492,783	486,494
	961,028	960,939
Non-current liabilities		
Long Service Leave	309,285	224,637
Total Provisions	1,270,313	1,185,576

Note 10. Contract liabilities

	2025 $	2024 $
Current liabilities		
Fees in Advance	-	11,624
State Capital Grant	65,550	65,000
	65,550	76,624

Note 11. Financial Liabilities

	2025 $	2024 $
Non-current liabilities		
CBA Better Business Loan	1,000,000	-

Note 12. Reserves

Asset Revaluation Reserve

The revaluation reserve records the revaluations of non-current assets.

	2025 $	2024 $
Opening Balance	10,067,753	10,067,753
Revaluation increment	-	-
Balance as at end of year	10,067,753	10,067,753

Note 13. Key management personnel disclosures

Compensation
The aggregate compensation made to Board Members and other members of key management personnel of the College is set out below:

	2025 $	2024 $
Aggregate compensation	1,095,137	1,058,198

Note 14. Remuneration of auditors

During the financial year the following fees were paid or payable for services provided by Nexia Edwards Marshall, the auditor of the College:

	2025 $	2024 $
Audit services -		
Audit of the financial statements	18,630	17,990

Note 15. Statement of Cash Flows

(i) Reconciliation of Cash:

Cash Assets	2,623,919	2,181,510
Total Cash and Cash Equivalents	2,623,919	2,181,510

(ii) Reconciliation of surplus / (deficit) for year to net cash flows from Operating Activities:

Note 15. Statement of Cash Flows (continued)

	2025 $	2024 $
Surplus for the year	360,184	848,547
Depreciation of Property, Furniture, Plant and Equipment	655,432	595,834
Loss (Gain) on Sale of Property, Plant and Equipment	-	(10,832)
(Increase)/Decrease in Trade Debtors - Tuition Fees	(98,301)	92,013
(Increase)/Decrease in Other Assets	78,060	(79,639)
Increase/(Decrease) in Trade and Other Payables	(25,642)	(26,217)
Increase/(Decrease) in Provisions	84,737	(49,189)
Increase/ (Decrease) in Contract Liabilities	(157,823)	2,864
Net cash from operating activities	896,647	1,373,381

Note 16. Capital and Leasing Commitments

(a) Capital Commitments

The College has no commitments for capital expenditure at 31 December 2025 (2024: $Nil).

(b) Operating Lease Commitments
The College pays an annual facilities charge of $100,000 per annum to Harvest Australia Church (2024: $65,000).

Note 17. Contingent liabilities

BGA Grants are provided by the Australian government to assist Colleges with capital development. BGA funding is contingent upon the College continuing to exist for at least 20 years. If the College were to close prior to 20 years, a portion of the BGA Grant may be repayable to the Australian Government. The BGA grants for 1991 to 2022 that still may be repayable at 31 December 2025 is $3,564,400.

Grant Type	Year	Original Amount	Contingent Liability
Primary Schools for 21st Century	2009	2,516,000	1,258,000
Science and Language Centres	2009	1,919,000	1,151,400
Trade Training Centres	2011	1,650,000	1,155,000
		6,085,000	3,564,400

Note 18. Events Occuring After Balance Date

No matter or circumstance has arisen since 31 December 2025 that has significantly affected, or may significantly affect the College's operations, the results of those operations, or the College's state of affairs in future financial years.

Note 19. Related party transactions

The following persons were Board Members during the year:

Martyn Manuel — Chairman
Keith Turner — Secretary
Adam Dunt
Kerryn Manuel
Malcolm Wormald
David Weeks
Aaron Duff

Harvest Australia Church has ultimate control over Southern Vales Christian College. Transactions between these related parties are on normal commercial terms and conditions are no more favourable than those available to other parties.

Harvest Australia Church provides usage of their facilities to Southern Vales Christian College to the value of $100,000 in the financial year ended 31 December 2025.

Key management personnel
Disclosures relating to key management personnel are set out in note 13.

Some Board Members received discounts on tuition fees for their children that are students of the College:
- Kerryn Manuel received a 75% Tuition Fee Clergy Discount as a Pastor of Harvest Church.
- Martyn Manuel received a 75% Tuition Fee Clergy Discount as a Pastor of Harvest Church.

Note 20. College Details

The principal places of business of the College are:
140 States Road, MORPHETT VALE SA 5162; and
240 Aldinga Beach Road, ALDINGA SA 5173

Southern Vales Christian College Inc
Board Members' declaration
31 December 2025

In the Board Members' opinion:

- the College is not a reporting entity because there are no users dependent on general purpose financial statements. Accordingly, as described in note 1 to the financial statements, the attached special purpose financial statements have been prepared for the purposes of complying with the Australian Charities and Not-for-profits Commission Act 2012 and South Australian legislation the Associations Incorporation Act 1985 and associated regulations;

- the attached financial statements and notes comply with the Accounting Standards as described in note 1 to the financial statements;

- the attached financial statements and notes give a true and fair view of the College's financial position as at 31 December 2025 and of its performance for the financial year ended on that date; and

- there are reasonable grounds to believe that the College will be able to pay its debts as and when they become due and payable.

On behalf of the Board Members

Board Member

Board Member

13 May 2026

Nexia Edwards Marshall
ABN 38 238 591 759
Level 3, 153 Flinders Street
Adelaide SA 5000
GPO Box 2163
Adelaide SA 5001
E: receptionSA@nexiaem.com.au
P: +61 8 8139 1111
F: +61 8 8139 1100

nexiaem.com.au

AUDITOR'S INDEPENDENCE DECLARATION UNDER SUBDIVISION 60-40 OF THE AUSTRALIAN CHARITIES AND NOT-FOR-PROFITS COMMISSION ACT 2012 TO THE BOARD MEMBERS OF SOUTHERN VALES CHRISTIAN COLLEGE INC

I declare that, to the best of my knowledge and belief, during the year ended 31 December 2025 there have been no contraventions of the auditor independence requirements as set out in any applicable code of professional conduct in relation to the audit.

Nexia Edwards Marshall

Nexia Edwards Marshall
Chartered Accountants

Matthew O'Connor
Partner

Adelaide
South Australia

3 June 2026

Advisory. Tax. Audit.

Nexia Edwards Marshall (ABN 38 238 591 759) is a firm of Chartered Accountants. It is affiliated with, but independent from Nexia Australia Pty Ltd. Nexia Australia Pty Ltd is a member of Nexia International, a leading, global network of independent accounting and consulting firms. For more information please see www.nexia.com.au/legal. Neither Nexia International nor Nexia Australia Pty Ltd provide services to clients.

Liability limited under a scheme approved under Professional Standards Legislation.

Nexia Edwards Marshall

Nexia Edwards Marshall
ABN 38 238 591 759
Level 3, 153 Flinders Street
Adelaide SA 5000
GPO Box 2163
Adelaide SA 5001
E: receptionSA@nexiaem.com.au
P: +61 8 8139 1111
F: +61 8 8139 1100

nexiaem.com.au

INDEPENDENT AUDITOR'S REPORT TO THE MEMBERS OF SOUTHERN VALES CHRISTIAN COLLEGE INC

Opinion

We have audited the financial report, being a special purpose financial report, of Southern Vales Christian College Inc (the College), which comprises the statement of financial position as at 31 December 2025, the statement of comprehensive income, statement of changes in equity and statement of cash flows for the year then ended, and notes to the financial statements, including material accounting policy information, and the board members' declaration.

In our opinion, the accompanying financial report of Southern Vales Christian College Inc, is in accordance with Division 60 of the *Australian Charities and Not-for-profits Commission Act 2012*; including:

(i) giving a true and fair view of the entity's financial position as at 31 December 2025 and of its financial performance for the year then ended; and

(ii) complying with Australian Accounting Standards to the extent described in Note 1 and Division 60 of the *Australian Charities and Not-for-profits Commission Regulations 2022*.

Basis for opinion

We conducted our audit in accordance with Australian Auditing Standards. Our responsibilities under those standards are further described in the *Auditor's Responsibilities for the Audit of the Financial Report* section of our report. We are independent of the entity in accordance with the ethical requirements of the Accounting Professional & Ethical Standards Board's APES 110 *Code of Ethics for Professional Accountants (including Independence Standards)* (the Code) that are relevant to our audit of the financial report in Australia. We have also fulfilled our other ethical responsibilities in accordance with the Code.

We believe that the audit evidence we have obtained is sufficient and appropriate to provide a basis for our opinion.

Emphasis of matter – basis of accounting

We draw attention to Note 1 to the financial report, which describes the basis of accounting. The financial report has been prepared for the purpose of fulfilling the board members' financial reporting responsibilities under the *Australian Charities and Not-for-profits Commission Act 2012.* As a result, the financial report may not be suitable for another purpose. Our opinion is not modified in respect of this matter.

Other information

The Board is responsible for the other information. The other information comprises the Board Members' report for the year ended 31 December 2025, but does not include the financial report and the auditor's report thereon.

Advisory. Tax. Audit.

Nexia Edwards Marshall (ABN 38 238 591 759) is a firm of Chartered Accountants. It is affiliated with, but independent from Nexia Australia Pty Ltd. Nexia Australia Pty Ltd is a member of Nexia International, a leading, global network of independent accounting and consulting firms. For more information please see www.nexia.com.au/legal. Neither Nexia International nor Nexia Australia Pty Ltd provide services to clients.

Liability limited under a scheme approved under Professional Standards Legislation.

Nexia Edwards Marshall

Nexia Edwards Marshall
ABN 38 238 591 759
Level 3, 153 Flinders Street
Adelaide SA 5000
GPO Box 2163
Adelaide SA 5001
E: receptionSA@nexiaem.com.au
P: +61 8 8139 1111
F: +61 8 8139 1100

nexiaem.com.au

INDEPENDENT AUDITOR'S REPORT TO THE MEMBERS OF SOUTHERN VALES CHRISTIAN COLLEGE INC (CONT)

Other information (cont)

Our opinion on the financial report does not cover the other information and we do not express any form of assurance conclusion thereon.

In connection with our audit of the financial report, our responsibility is to read the other information and, in doing so, consider whether the other information is materially inconsistent with the financial report or our knowledge obtained in the audit or otherwise appears to be materially misstated.

If, based on the work we have performed, we conclude that there is a material misstatement of the other information we are required to report that fact. We have nothing to report in this regard.

Responsibilities of the Board Members for the financial report

The Board of Southern Vales Christian College Inc is responsible for the preparation of the financial report that gives a true and fair view and have determined that the basis of preparation described in Note 1 to the financial report, is appropriate to meet the requirements of the *Australian Charities and Not-for-profits Commission Act 2012.* The board members' responsibility also includes such internal control as the board members determine is necessary to enable the preparation of the financial report that gives a true and fair view and is free from material misstatement, whether due to fraud or error.

In preparing the financial report, the board members are responsible for assessing the entity's ability to continue as a going concern, disclosing, as applicable, matters related to going concern and using the going concern basis of accounting unless the board members either intend to liquidate the entity or to cease operations, or have no realistic alternative but to do so.

The board members are responsible for overseeing the entity's financial reporting process.

Auditor's responsibilities for the audit of the financial report

Our objectives are to obtain reasonable assurance about whether the financial report as a whole is free from material misstatement, whether due to fraud or error, and to issue an auditor's report that includes our opinion. Reasonable assurance is a high level of assurance, but is not a guarantee that an audit conducted in accordance with the Australian Auditing Standards will always detect a material misstatement when it exists. Misstatements can arise from fraud or error and are considered material if, individually or in the aggregate, they could reasonably be expected to influence the economic decisions of users taken on the basis of this financial report.

As part of an audit in accordance with the Australian Auditing Standards, we exercise professional judgement and maintain professional scepticism throughout the audit. We also:

Advisory. Tax. Audit.

Nexia Edwards Marshall (ABN 38 238 591 759) is a firm of Chartered Accountants. It is affiliated with, but independent from Nexia Australia Pty Ltd. Nexia Australia Pty Ltd is a member of Nexia International, a leading, global network of independent accounting and consulting firms. For more information please see www.nexia.com.au/legal. Neither Nexia International nor Nexia Australia Pty Ltd provide services to clients.

Liability limited under a scheme approved under Professional Standards Legislation.

Nexia Edwards Marshall

Nexia Edwards Marshall
ABN 38 238 591 759
Level 3, 153 Flinders Street
Adelaide SA 5000
GPO Box 2163
Adelaide SA 5001
E: receptionSA@nexiaem.com.au
P: +61 8 8139 1111
F: +61 8 8139 1100

nexiaem.com.au

INDEPENDENT AUDITOR'S REPORT TO THE MEMBERS OF SOUTHERN VALES CHRISTIAN COLLEGE INC (CONT)

Auditor's responsibility for the audit of the financial report (cont)

- Identify and assess the risks of material misstatement of the financial report, whether due to fraud or error, design and perform audit procedures responsive to those risks, and obtain audit evidence that is sufficient and appropriate to provide a basis for our opinion. The risk of not detecting a material misstatement resulting from fraud is higher than for one resulting from error, as fraud may involve collusion, forgery, intentional omissions, misrepresentations, or the override of internal control.
- Obtain an understanding of internal control relevant to the audit in order to design audit procedures that are appropriate in the circumstances, but not for the purpose of expressing an opinion on the effectiveness of the entity's internal control.
- Evaluate the appropriateness of accounting policies used and the reasonableness of accounting estimates and related disclosures made by those charged with governance.
- Conclude on the appropriateness of the board members' use of the going concern basis of accounting and, based on the audit evidence obtained, whether a material uncertainty exists related to events or conditions that may cast significant doubt on the entity's ability to continue as a going concern. If we conclude that a material uncertainty exists, we are required to draw attention in our auditor's report to the related disclosures in the financial report or, if such disclosures are inadequate, to modify our opinion. Our conclusions are based on the audit evidence obtained up to the date of our auditor's report. However, future events or conditions may cause the entity to cease to continue as a going concern.
- Evaluate the overall presentation, structure and content of the financial report, including the disclosures, and whether the financial report represents the underlying transactions and events in a manner that achieves fair presentation.

We communicate with the board members regarding, among other matters, the planned scope and timing of the audit and significant audit findings, including any significant deficiencies in internal control that we identify during our audit.

Nexia Edwards Marshall
Chartered Accountants

Adelaide
South Australia

Matthew O'Connor
Partner

3 June 2026

Advisory. Tax. Audit.

Nexia Edwards Marshall (ABN 38 238 591 759) is a firm of Chartered Accountants. It is affiliated with, but independent from Nexia Australia Pty Ltd. Nexia Australia Pty Ltd is a member of Nexia International, a leading, global network of independent accounting and consulting firms. For more information please see www.nexia.com.au/legal. Neither Nexia International nor Nexia Australia Pty Ltd provide services to clients.

Liability limited under a scheme approved under Professional Standards Legislation.

Southern Vales

CHRISTIAN COLLEGE